

Course
&
Test Series

Visual Basic - Basic

Module 4 - ListBox and Combobox in Visual Basic

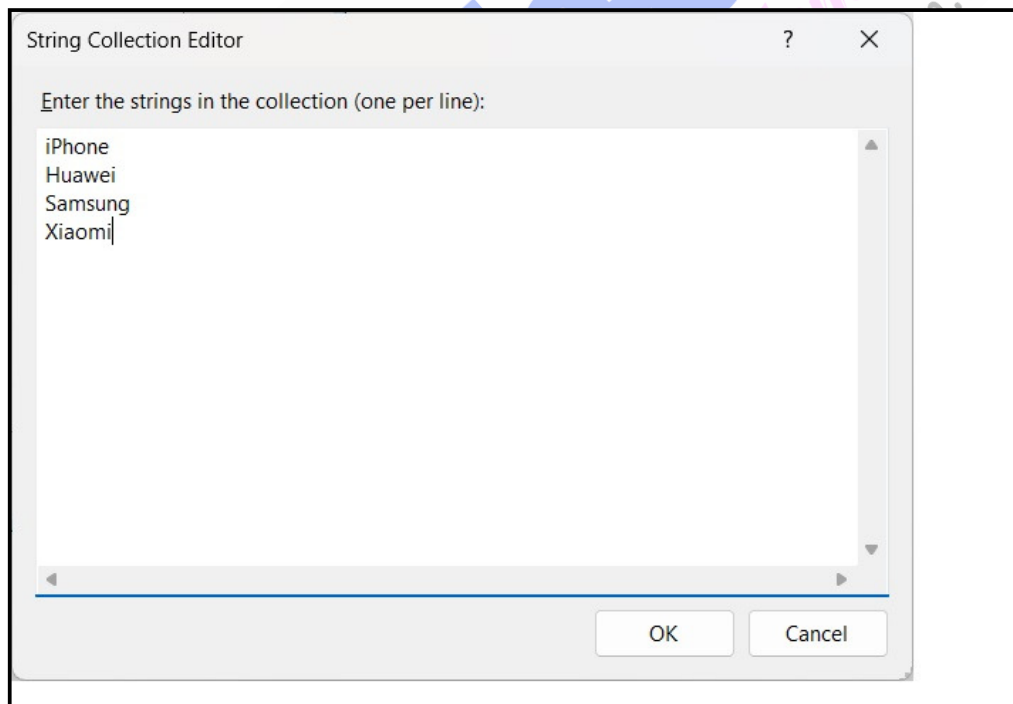
The ListBox displays the items all at once in a text area whilst the ComboBox displays only one item initially and the user needs to click on the handle of the ComboBox to view the items in a drop-down list.

ListBox:

The function of the ListBox in Visual Basic is to display a list of items. The user can click and select the items from the list. Items can be added at design time or at runtime. The items can also be removed at design time and also at runtime.

Adding Items to a ListBox:

- To demonstrate how to add items at design time, start a new project and insert a ListBox on the form. Right-click on the ListBox to access the properties window.
- Next, click on collection of the Item property, you will be presented with String Collection Editor whereby you can enter the items one by one by typing the text and press the Enter key, as shown in Figure.
- After clicking on the OK button, the items will be displayed in the ListBox.



...many more

abhyasonline.in

**Course
&
Test Series**



 **CBSE**

 **ICSE**

 **NTSE**

 **Banking &
Insurance**

 **Central Govt.
Service**

 **State Govt.
Services**

 **LAW
Entrance**

 **MBA
Entrance**

 **Railways & Metro
Services**

...many more
abhyasonline.in

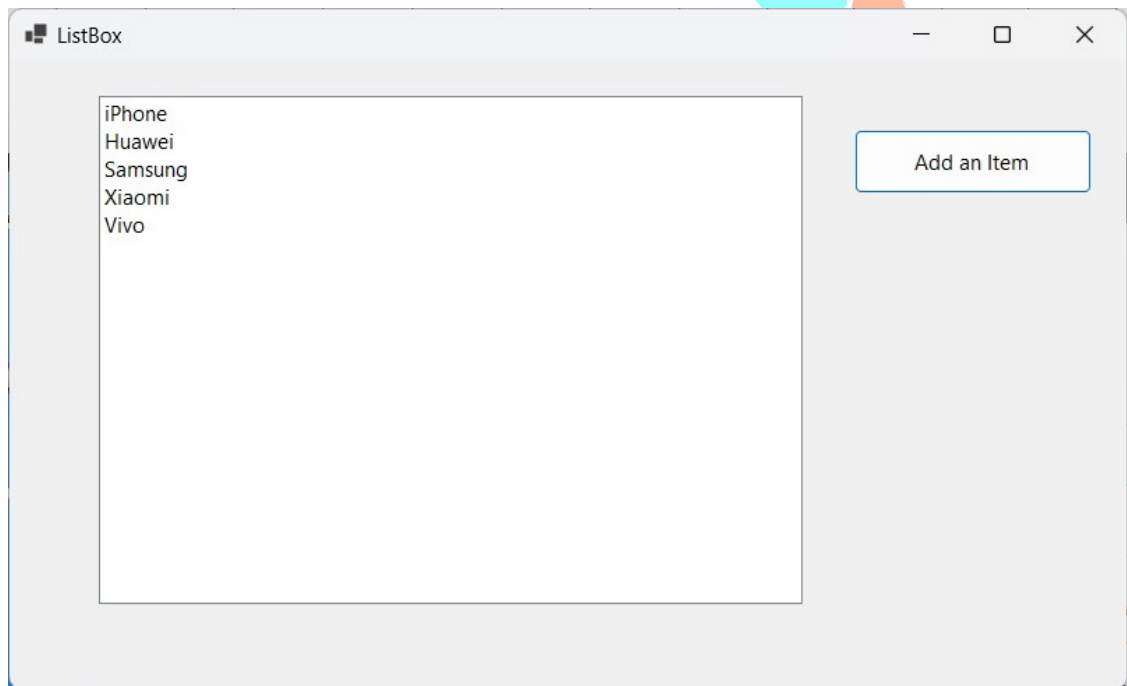
Visual Basic - Basic

Solved Example: Adding an Item to ListBox

In this example, add a button and rename it BtnAdd and label it 'Add and Item'. Click the button and enter the code below:

```
Private Sub BtnAdd_Click(sender As Object, e As EventArgs) Handles
    BtnAdd.Click
        MyListBox.Items.Add("Vivo")
    End Sub
```

Running the program and click the 'Add an Item' button will add the item "Vivo" to the end of the list, as shown in Figure.



Assignment

Ques 1. Add Car Models to Inventory

Write a Visual Basic program ser to add car models to a car manufacturing company's inventory. Add atleast 10 items, few of them are given below:

- Honda Civic
- Toyota Corolla
- Ford Mustang
- BMW X5
- Audi A4

Ques 2. Add Student Names to a Class List

Write a Visual Basic program that add student names to a class list. Add atleast 10 items, few of them are given below:

- John Smith



**Course
&
Test Series**


 **CBSE**

 **ICSE**

 **NTSE**

 **Banking &
Insurance**

 **Central Govt.
Service**

 **State Govt.
Services**

 **LAW
Entrance**

 **MBA
Entrance**

 **Railways & Metro
Services**

...many more

abhyasonline.in

Visual Basic - Basic

- Emma Johnson
- Olivia Brown
- Liam Davis
- Ava Wilson

Ques 3. Add Grocery Items to a Shopping List

Write a Visual Basic program that add grocery items to a shopping list. Add atleast 10 items, few of them are given below:

- Milk
- Bread
- Eggs
- Apples
- Chicken

Ques 4. Add Books to a Library Catalog

Write a Visual Basic program that add book titles to a library catalog. Add atleast 10 items, few of them are given below:

- To Kill a Mockingbird
- 1984
- Moby Dick
- The Great Gatsby
- War and Peace

Solved Example: Adding Items using InputBox by the user

You can enable the user to add their own items via an **InputBox** function. To add this capability, insert a Button at design time and change its text to **Add Item**.

Click on the Button and enter the following statements in the code window:

```
Private Sub BtnAdd_Click(sender As Object, e As EventArgs) Handles
Button1.Click
Dim myitem
myitem = InputBox("Enter your Item")
ListBox1.Items.Add(myitem)
End Sub
```

* The keyword Dim is to declare the variable myitem.

Running the program and clicking on the Add item button will bring up an InputBox where the user can key in the item he or she wants to add to the list.

Assignment

Ques 1: Add Tasks to a To-Do List

Write a Visual Basic program that allows the user to add tasks to a to-do list. Each task entered by the user should be added to a ListBox for displaying the to-do list. Example tasks to be added include:

Course
&
Test Series

Visual Basic - Basic

- Complete homework
- Wash the car
- Buy groceries
- Call the dentist
- Prepare for meeting

 CBSE

Ques 2. Add Employee Names to a Company Directory

Write a Visual Basic program that allows the user to add employee names to a company directory. Each employee name entered by the user should be added to a ListBox for displaying the directory. Example employee names to be added include:

- Michael Anderson
- Sarah Thompson
- David Harris
- Laura Clark
- James Lewis

 ICSE

 NTSE

Ques 3: Add Movie Titles to a Watchlist

Write a Visual Basic program that allows the user to add movie titles to a watchlist. Each movie title entered by the user should be added to a ListBox for displaying the watchlist. Example movie titles to be added include:

- The Shawshank Redemption
- The Godfather
- Inception
- The Dark Knight
- Forrest Gump

 Banking & Insurance

 Central Govt. Service

Ques 4: Add Cities to a Travel Wishlist

Question: Write a Visual Basic program that allows the user to add city names to a travel wishlist. Each city name entered by the user should be added to a ListBox for displaying the wishlist. Example city names to be added include:

- Paris
- Tokyo
- New York
- Rome
- Sydney

 State Govt. Services

 LAW Entrance

Deleting Items from a List Box

To delete items at design time, simply open the String Collection Editor and delete the items one line at a time or all at once using the Delete key.

To delete an item at runtime, you can use the **Remove** method in the following syntax:

ListBox1.Items.Remove("text")

You can allow the user to delete their own items using an InputBox.

 Railways & Metro Services

...many more

abhyasonline.in

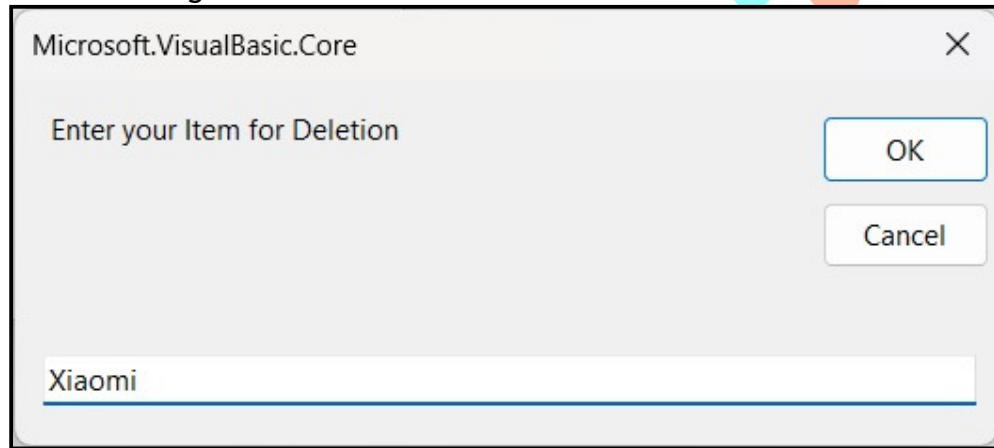
- Course & Test Series**
-  **CBSE**
-  **ICSE**
-  **NTSE**
-  **Banking & Insurance**
-  **Central Govt. Service**
-  **State Govt. Services**
-  **LAW Entrance**
-  **MBA Entrance**
-  **Railways & Metro Services**
- ...many more**
- abhyasonline.in**

Visual Basic - Basic

To add this capability, insert an additional button at design time and change its text to Delete an Item. Click on the button and enter the following statements in the code window:

```
Private Sub BtnDelete_Click(sender As Object, e As EventArgs) Handles
Button1.Click
    Dim myitem
    myitem = InputBox("Enter your Item for Deletion")
    MyListBox.Items.Remove(myitem)
End Sub
```

Running the program and clicking on the Delete an Item button will bring up an input box where the user can key in the item he or she wants to delete from the list, as shown in Figure.



Entering the item "Xiaomi" and clicking the OK button will show that the item has been deleted from the list.

To clear all the items at once, use the clear method, as illustrated in the following example. In this example, add a button and label it "Clear Items"

```
Private Sub Button3_Click(sender As Object, e As EventArgs) Handles
Button2.Click
    ListBox1.Items.Clear()
End Sub
```

ComboBox

In Visual Basic, the function of the ComboBox is also to present a list of items where the user can click and select the items from the list. However, the user needs to click on the handle (small arrowhead) on the right of the ComboBox to see the items which are presented in a drop-down list.

Course
&
Test Series

 **CBSE**

 **ICSE**

 **NTSE**

 **Banking &
Insurance**

 **Central Govt.
Service**

 **State Govt.
Services**

 **LAW
Entrance**

 **MBA
Entrance**

 **Railways & Metro
Services**

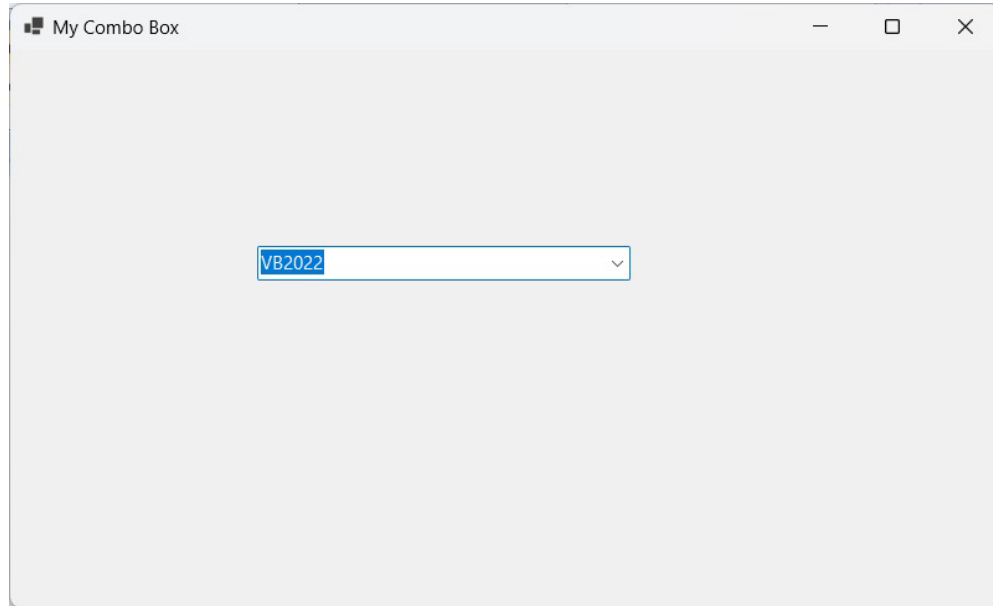
...many more

abhyasonline.in

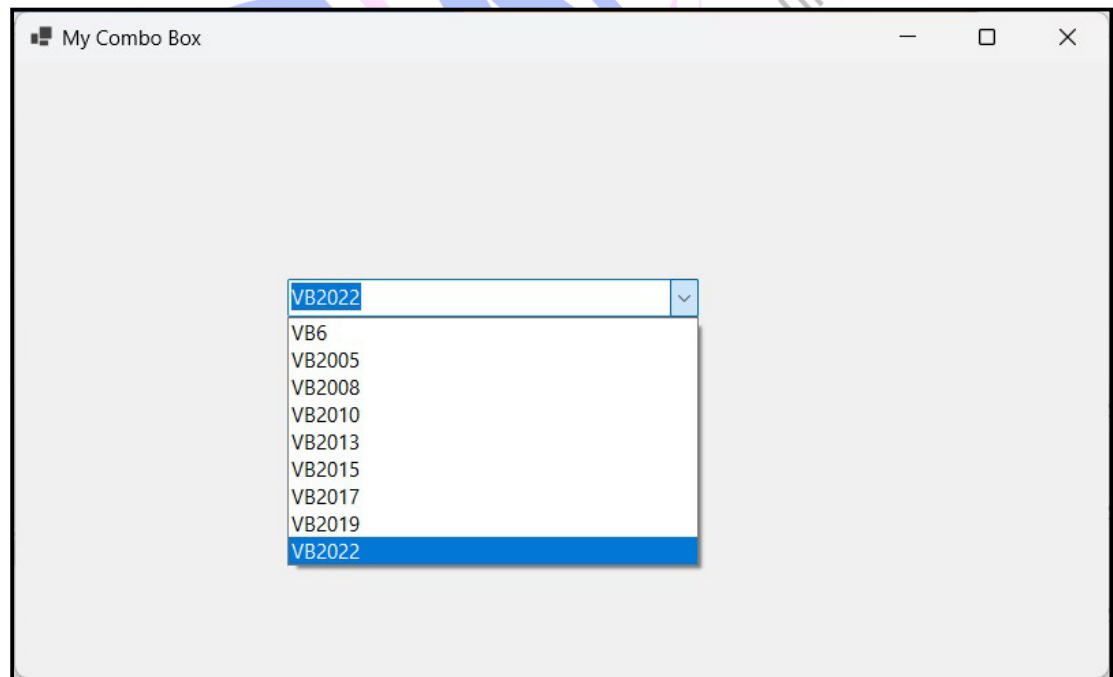
Visual Basic - Basic

Adding Items to a ComboBox

To add items to the list at design time, you can also use the String Collection Editor. You will have to type an item under the text property in order to display the default item at runtime. The runtime interface is as shown in Figure.



After clicking the handle of the right side of the ComBox, the user will be able to view all the items, as shown in Figure.



Course & Test Series

 **CBSE**

 **ICSE**

 **NTSE**

 **Banking & Insurance**

 **Central Govt. Service**

 **State Govt. Services**

 **LAW Entrance**

 **MBA Entrance**

 **Railways & Metro Services**

...many more

abhyasonline.in

Visual Basic - Basic

IMPORTANT NOTE:

Besides, you may add items using the **Add()** method. The statement to add an item to the ComBox is as follows:

```
ComboBox1.Items.Add
```

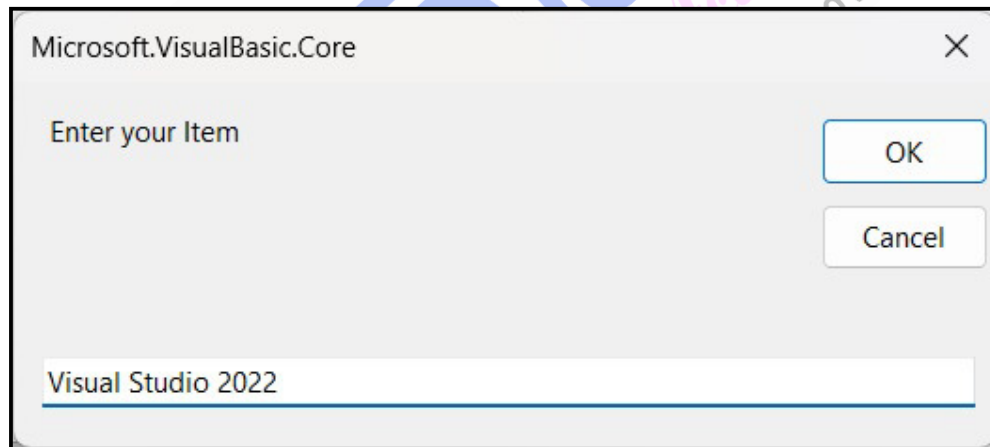
Solved Example: To add Item in Combobox by User

In this program, we add a Button and name it as BtnAdd and change its text to Add Item. Besides that, rename ComboBox1 as MyCombo. Enter the following code that also include the InputBox function:

```
Private Sub BtnAdd_Click(sender As Object, e As EventArgs) Handles BtnAdd.Click
    Dim myitem
    myitem = InputBox("Enter your Item")
    myCombo.Items.Add(myitem)
End Sub
```

Running the program and clicking on the Add Item Button will bring up an input box where the user can key in the item he or she wants to add to the ComboBox, as shown in Figure.

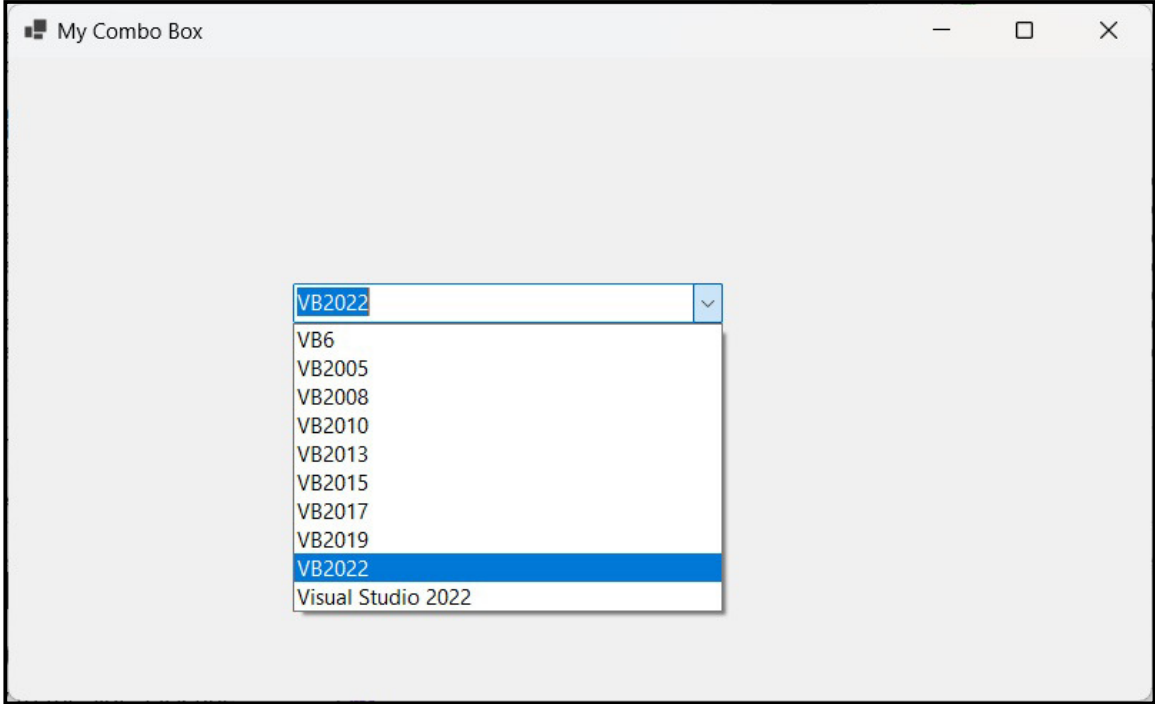
Entering the item "Visual Studio 2022" and clicking the OK button will show that the item has been added to the list, as shown in Figure.



**Course
&
Test Series**

Visual Basic - Basic

-  **CBSE**
-  **ICSE**
-  **NTSE**
-  **Banking & Insurance**
-  **Central Govt. Service**
-  **State Govt. Services**
-  **LAW Entrance**
-  **MBA Entrance**
-  **Railways & Metro Services**
- ...many more**



Assignment

Ques 1. Add Departments to a Company Directory

Write a Visual Basic program that allows the user to add department names to a company's directory. Each department name entered by the user should be added to a ComboBox for selection. Example department names to be added include:

- Human Resources
- Finance
- Marketing
- Research and Development
- IT Support

Ques 2. Add Courses to a University Course List

Write a Visual Basic program that allows the user to add course names to a university course list. Each course name entered by the user should be added to a ComboBox for selection. Example course names to be added include:

- Introduction to Computer Science
- Calculus I
- Principles of Economics
- Modern History
- Organic Chemistry

Ques 3. Add Food Items to a Menu

abhyasonline.in



| |
|--|
| Course & Test Series |
|  CBSE |
|  ICSE |
|  NTSE |
|  Banking & Insurance |
|  Central Govt. Service |
|  State Govt. Services |
|  LAW Entrance |
|  MBA Entrance |
|  Railways & Metro Services |
| ...many more |
| abhyasonline.in |

Visual Basic - Basic

Write a Visual Basic program that allows the user to add food item names to a restaurant menu. Each food item name entered by the user should be added to a ComboBox for selection. Example food items to be added include:

- Caesar Salad
- Spaghetti Carbonara
- Grilled Chicken Sandwich
- Cheeseburger
- Chocolate Cake

Ques 4. Add Sports to a Favorite Sports List

Write a Visual Basic program that allows the user to add sport names to a favorite sports list. Each sport name entered by the user should be added to a ComboBox for selection. Example sport names to be added include:

- Soccer
- Basketball
- Tennis
- Baseball
- Swimming

Removing Items from a Combo Box

To delete items at design time, simply open the String Collection Editor and delete the items one line at a time or all at once using the Delete key.

To delete the items at runtime, you can use the **Remove** method, as illustrated in the following example. In this example, add a second button and label it "Delete Item". Click on this button and enter the following code:

```
Private Sub BtnDel_Click(sender As Object, e As EventArgs) Handles BtnDel.Click
    Dim myitem
    myitem = InputBox("Enter your item to delete")
    MyCombo.Items.Remove("VB6")
End Sub
```

Running the program and clicking on the Delete Item Button will bring up an InputBox where the user can key in the item he or she wants to remove from the ComboBox, as shown in Figure. If the user key in VB6, the item will be deleted from the ComboBox, as shown in Figure.

Course
&
Test Series

 **CBSE**

 **ICSE**

 **NTSE**

 **Banking &
Insurance**

 **Central Govt.
Service**

 **State Govt.
Services**

 **LAW
Entrance**

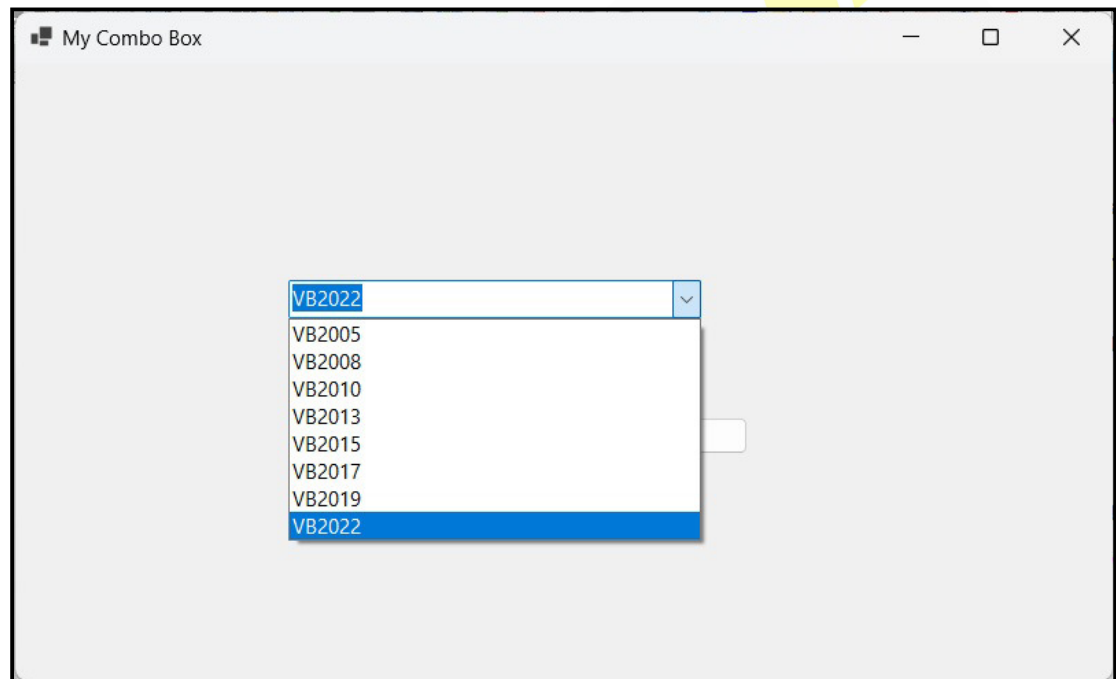
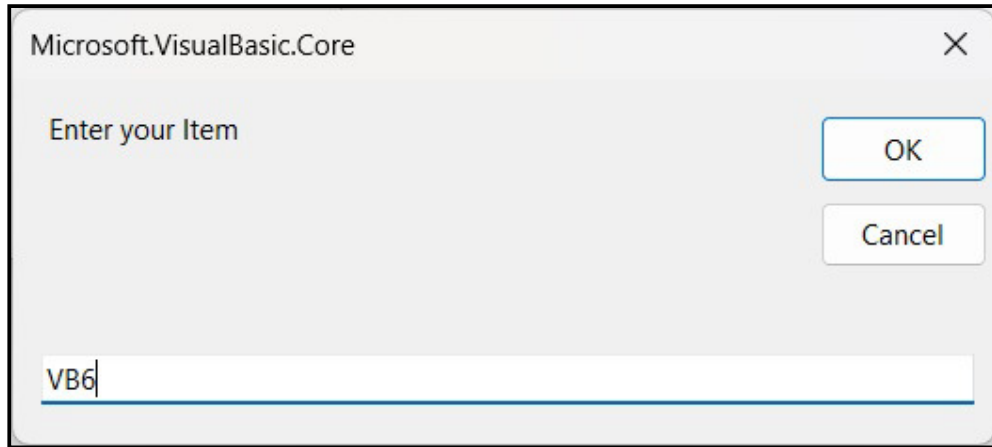
 **MBA
Entrance**

 **Railways & Metro
Services**

...many more

abhyasonline.in

Visual Basic - Basic



Course
&
Test Series

Visual Basic - Basic

IMPORTANT NOTE:

To clear all the items at once, use the clear method, as illustrated in the following example. In this example, add a button and label it "Clear All Items" and name it as Btn_Clr.

Enter the following Code:

```
Private Sub Btn_Clr_Click(sender As Object, e As EventArgs) Handles  
Button2.Click  
MyCombo.Items.Clear()  
End Sub
```

 CBSE

 ICSE

 NTSE

 Banking &
Insurance

 Central Govt.
Service

 State Govt.
Services

 LAW
Entrance

 MBA
Entrance

 Railways & Metro
Services

...many more

abhyasonline.in

