

Course
&
Test Series

Visual Basic - Basic

Module 2 - Interface Designing

User Interface (UI)

- **Definition:** The user interface (UI) in VB 2022 refers to the visual elements and controls that users interact with when using your application.
- **Components:** UI elements include forms, controls (like buttons, text boxes, checkboxes), menus, toolbars, and other graphical elements that make up the interface.
- **Design Principles:** Good UI design focuses on usability, accessibility, and aesthetics to ensure that users can efficiently navigate and use the application.
- **Customization:** UI elements can be customized through properties and event handling to provide a tailored user experience.

Form

- **Definition:** A form is a visual container or window within your VB application where you design and place various UI elements, such as buttons, text boxes, labels, and other controls.
- **Purpose:** Forms provide the user interface that allows users to interact with your application. They typically contain controls that users can click, type into, or interact with using the mouse and keyboard.
- **Key Features:**
 - **Properties:** Each form has properties (like Text, Size, BackColor, etc.) that determine its appearance and behavior.
 - **Events:** Forms can respond to events (like Load, Click, KeyPress) triggered by user actions or programmatic changes.
 - **Design:** Forms are designed visually using a drag-and-drop interface in Visual Studio, making it easy to arrange and customize controls.

Example

Creating a simple VB application like a calculator:

- **Form:** You'd design a main form where users input numbers and select operations.
- **UI Elements:** The UI would include text boxes for input and labels for displaying results, along with buttons for operations like addition, subtraction, etc.
- **Functionality:** Through event handling in VB code, clicking these buttons triggers calculations and updates the UI accordingly.

...many more

abhyasonline.in

**Course
&
Test Series**

Visual Basic - Basic

 **CBSE**

 **ICSE**

 **NTSE**

 **Banking & Insurance**

 **Central Govt. Service**

 **State Govt. Services**

 **LAW Entrance**

 **MBA Entrance**

 **Railways & Metro Services**

...many more

abhyasonline.in

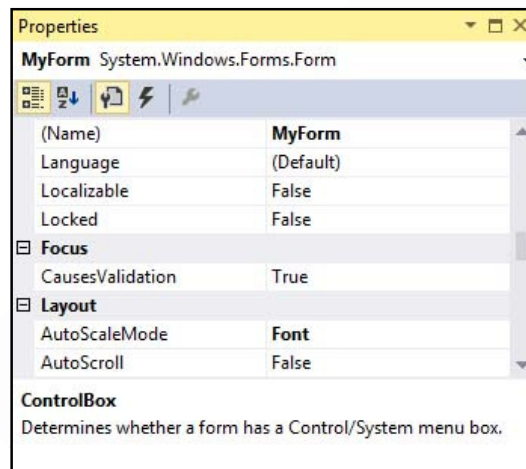
Customizing the Default-Form

When you start Visual Basic 2022 project, the IDE will display the default form along with the Solution Explorer window and the Properties window on the far right.

In Visual Basic (VB) 2022, form properties define various aspects of how a form appears and behaves within your application.

These properties can be adjusted in the Properties window while designing your form in the Visual Studio IDE. The properties window comprises an object drop-down list, a list of properties and the bottom section that shows a description of the selected property.

As the only object on the IDE is the default form by the name of Form1, the properties window displays all properties related to Form1 and their corresponding attributes or values



Basic Form Properties in VB 2022

1. Name

- **Purpose:** Specifies the name by which the form is identified in your code.
- **Usage:** You can refer to this name in your VB code to interact with the form programmatically.

2. Text

- **Purpose:** Sets the text that appears in the title bar of the form.

**Course
&
Test Series**

 **CBSE**

 **ICSE**

 **NTSE**

 **Banking &
Insurance**

 **Central Govt.
Service**

 **State Govt.
Services**

 **LAW
Entrance**

 **MBA
Entrance**

 **Railways & Metro
Services**

...many more
abhyasonline.in

Visual Basic - Basic

- **Usage:** Use this property to provide a descriptive title for your form, which is displayed to the user.

3. Size

- **Purpose:** Defines the dimensions (width and height) of the form.
- **Usage:** Adjust the size to accommodate the layout of controls and to fit the content of your application.

5. BackColor

- **Purpose:** Sets the background color of the form.
- **Usage:** Choose a color that matches your application's design or branding.

6. ForeColor

- **Purpose:** Sets the default foreground color used for text displayed on the form.
- **Usage:** Ensure that text displayed on the form is easily readable against the background color.

7. Font

- **Purpose:** Specifies the default font used for text displayed on the form.
- **Usage:** Choose a font style and size that enhances readability and matches your application's visual style.

- Now let us specify the following properties for Form1.

Property	Value
Name	MyForm
Text	My First vb2022 Program
BackColor	LavenderBlush
ForeColor	Crimson
MaximizeBox	False
Font	Arial, 9.75pt



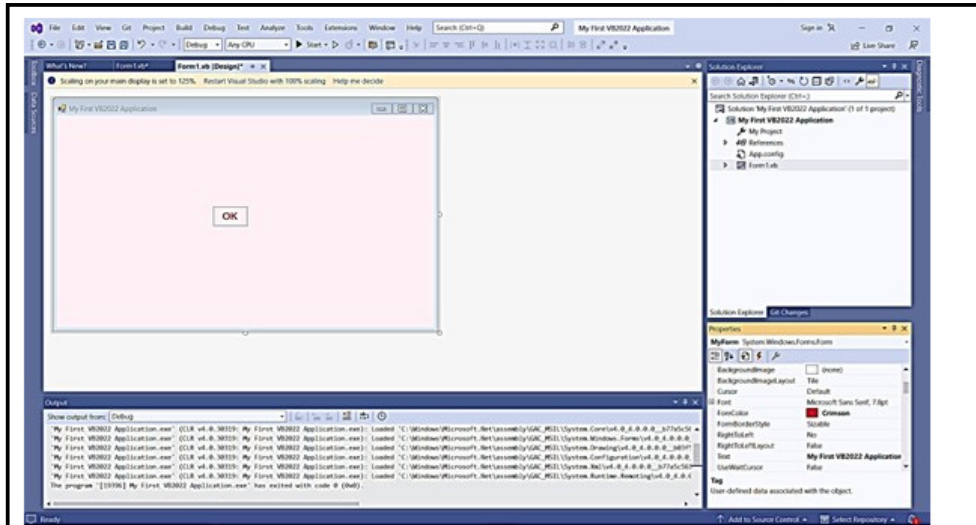
**Course
&
Test Series**

Visual Basic - Basic

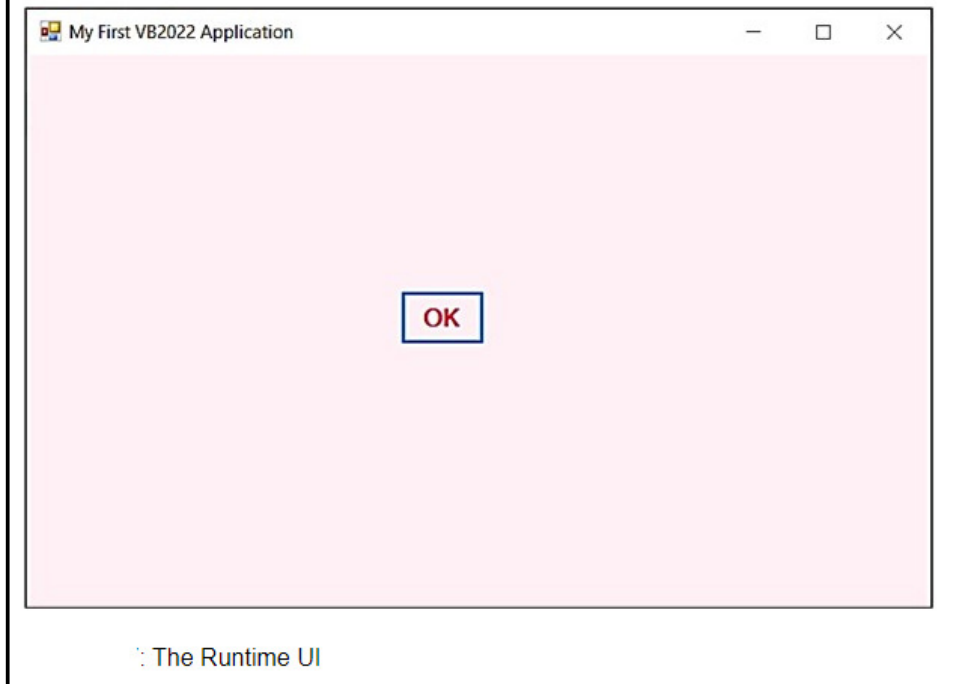
The figure given below shows the design interface and runtime interface.

On the runtime interface, notice that the title has been changed from Form1 to My First VB 2022 Application, background color changed to Lavender Blush, the text OK color is Crimson and the window cannot be maximized.

-  **CBSE**
-  **ICSE**
-  **NTSE**
-  **Banking & Insurance**
-  **Central Govt. Service**
-  **State Govt. Services**
-  **LAW Entrance**
-  **MBA Entrance**
-  **Railways & Metro Services**
- ...many more**
- abhyasonline.in**



The Design UI



The Runtime UI