

Course
&
Test Series

Using View and Help Menu in Notepad

Notepad

Module 7 - Using View and Help Menu in Notepad

Definition

View Menu

The View Menu in Notepad provides options that control the way the document and Notepad interface are displayed. While the View Menu is quite simple compared to more advanced text editors, it still offers some useful functions for working with your text files.

Help Menu

The Help Menu in Notepad provides options to get assistance and information about the application itself. It is designed to offer users access to essential support resources, whether they need guidance on how to use Notepad or want to check for updates. Although the Help Menu in Notepad is quite minimal, it still offers some useful tools.

Importance of View Menu In Notepad

The View Menu in Notepad is used to control how the Notepad interface and document are displayed on your screen. It helps improve your experience when reading or working with text by providing options to adjust the layout or the text's appearance.

Different View Menu Options In Notepad:

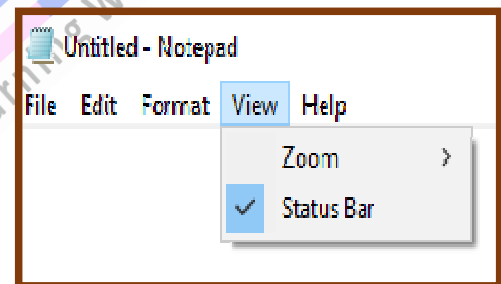
Zoom:

- **Purpose:** Allows you to adjust the size of the text in the document by zooming in or out.

- **Use Case:** If the text is too small or too large to read comfortably, you can change the zoom level to make it more readable. This is especially useful if you have visual impairments or need to change the font size to fit more content on the screen.

- The default zoom level (text size) in Notepad is 100%. This corresponds to the default font size of 11pt with the Consolas font.

Status Bar:



 CBSE

 ICSE

 NTSE

 Banking & Insurance

 Central Govt. Service

 State Govt. Services

 LAW Entrance

 MBA Entrance

 Railways & Metro Services

...many more

abhyasonline.in

**Course
&
Test Series**

 **CBSE**

 **ICSE**

 **NTSE**

 **Banking &
Insurance**

 **Central Govt.
Service**

 **State Govt.
Services**

 **LAW
Entrance**

 **MBA
Entrance**

 **Railways & Metro
Services**

...many more

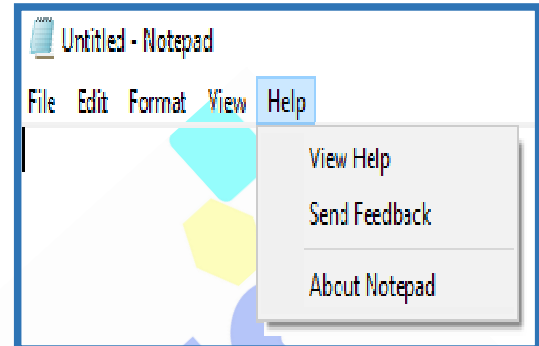
abhyasonline.in

Using View and Help Menu in Notepad

- **Purpose:** Toggles the visibility of the Status Bar at the bottom of the Notepad window.
- **Use Case:** The Status Bar shows useful information like the current line and column number where your cursor is located and the encoding of the file. It's helpful when working with large files or when you need to know exactly where you are in the document.

Importance of Help Menu In Notepad

The Help Menu in Notepad is used to provide users with assistance and information about the program. Though Notepad is a simple text editor with limited functionality, the Help Menu serves a few essential purposes that can be helpful when using the application.



Help Menu Options in Notepad:

Help Menu - View Help:

- **Purpose:** Opens the Help Documentation for Notepad, providing instructions on how to use the program and its basic features.
- **Use Case:** If you are new to Notepad or unsure how to use certain features, this option provides guidance. It can explain common tasks such as file management, text editing, and shortcuts. It's a quick way to find solutions for common issues.

Help Menu - Send Feedback:

The Send Feedback option in Notepad allows users to send their comments, suggestions, or report issues directly to Microsoft. It is a feature that helps improve the software by enabling users to share their experiences, whether positive or negative.

Purpose of "Send Feedback" in Notepad:

- **Report Bugs or Issues:** If you encounter problems, errors, or bugs while using Notepad, you can use this option to send detailed feedback to Microsoft. This helps the development team identify and fix issues in future updates.
- **Provide Suggestions:** If you have ideas on how Notepad could be improved or if there are features you'd like to see added, you can submit these suggestions through the Send Feedback option. This gives users a way to influence the future direction of the application.

**Course
&
Test Series**

 **CBSE**

 **ICSE**

 **NTSE**

 **Banking &
Insurance**

 **Central Govt.
Service**

 **State Govt.
Services**

 **LAW
Entrance**

 **MBA
Entrance**

 **Railways & Metro
Services**

...many more

abhyasonline.in

Using View and Help Menu in Notepad

Help Menu - About Notepad:

- **Purpose:** Displays information about the version of Notepad that you are using, including the version number and other technical details.

- **Use Case:** This is useful if you need to know which version of Notepad is installed or if you're troubleshooting an issue. Checking the version number can help you confirm whether your version is up to date or if there are any known bugs or features you might be missing.

Difference Between Notepad and Notepad++

Notepad and **Notepad++** are both text editors, but they differ in features, functionality, and intended use:

Basic Functionality:

Notepad: A simple, lightweight text editor that comes pre-installed with Windows. It is designed for basic text editing tasks like taking quick notes, editing plain text files, and viewing or editing basic code.

Notepad++: A more advanced text editor that is free and open-source. It is designed for programming and editing more complex files, such as code in different programming languages.

Features:

Notepad:

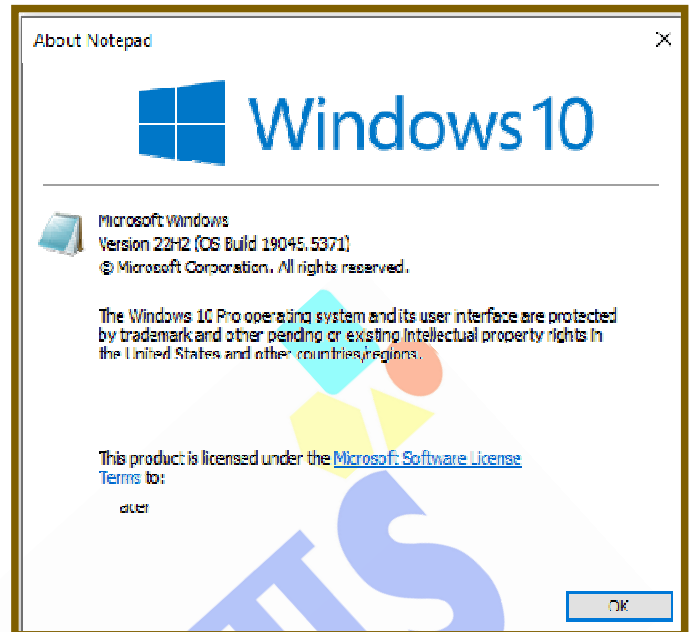
- Basic text editing.
- Limited formatting options.
- No syntax highlighting.

Notepad++:

- **Syntax highlighting** for many programming languages (HTML, CSS, JavaScript, etc.).
- **Auto-completion** for code and text.
- **Multiple tabs** for working with multiple files at once

File Formats:

- **Notepad:** Supports plain text files (.txt) and can open many file types as plain text.



**Course
&
Test Series**

 **CBSE**

 **ICSE**

 **NTSE**

 **Banking &
Insurance**

 **Central Govt.
Service**

 **State Govt.
Services**

 **LAW
Entrance**

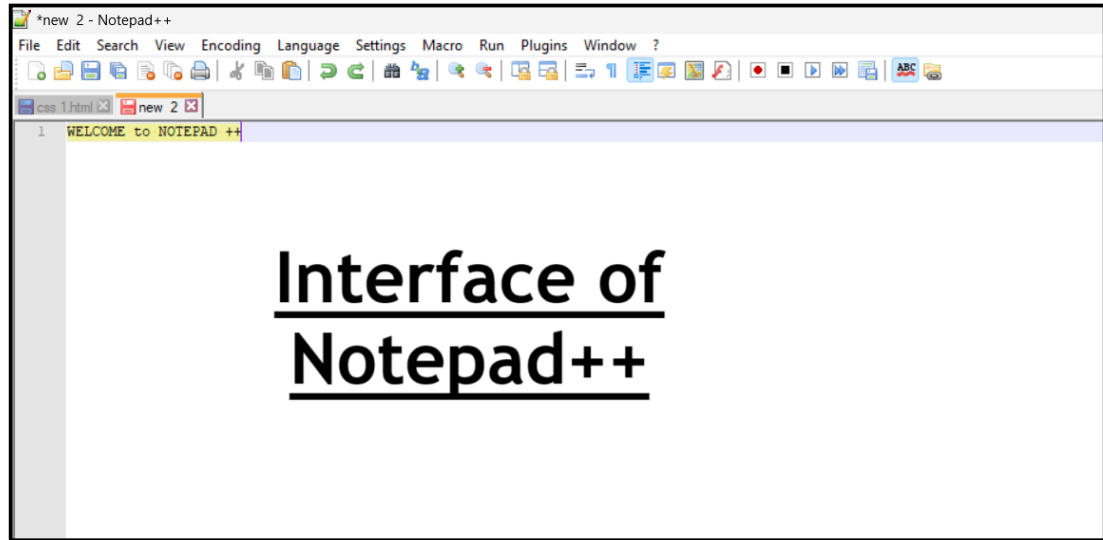
 **MBA
Entrance**

 **Railways & Metro
Services**

...many more

abhyasonline.in

Using View and Help Menu in Notepad



- **Notepad++:** Supports many programming and script file formats (e.g., .html.cpp, .java, etc.) and can save in different encodings.

Assignment using View and Help Menu In Notepad

My Dream Job: A Future in Technology and Innovation

Everyone has a dream job – something they envision themselves doing in the future. For me, my dream job is to work as a software engineer in a leading tech company. I have always been fascinated by technology and the incredible ways it shapes our world. From smartphones to artificial intelligence, technology plays an essential role in almost every aspect of our daily lives. As a software engineer, I would have the opportunity to create new tools, programs, and innovations that could improve people's lives in countless ways.

Passion for Technology

Ever since I was young, I have been drawn to computers and gadgets. I started by learning to code simple programs, and I was amazed at how a few lines of code could make a computer do complex tasks. This curiosity led me to explore the world of programming languages, software development, and system architecture. The more I learned, the more excited I became about the possibility of working in technology, especially software engineering.

Instructions:

- You should keep the zoom size at 95%.
- Save File with the name “My Dream”.