



Assignment

ABHYAS Academy,
Near Govt. College, Nishat Cinema Road,
Ambala Cantt., Haryana (India)
Phone: +91-171-2631595, +91-9416541198
e-Mail: anuseti1968@yahoo.com
www.abhyasonline.in

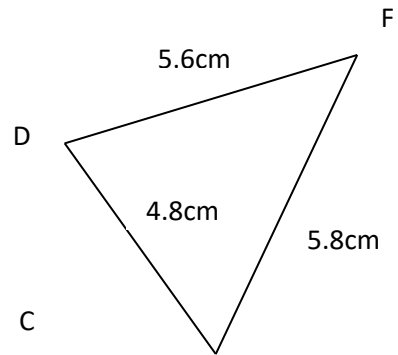
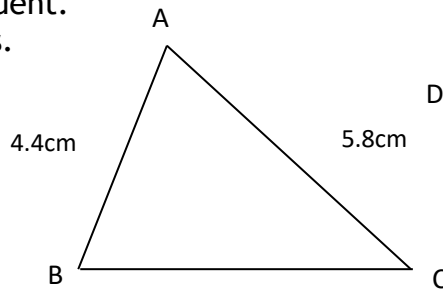
Date: __ / __ / __

Name: _____

Max Marks: 13

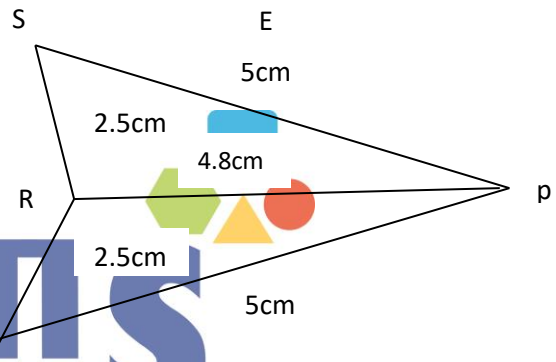
Section-A (One Mark Each)

1. The following pairs of Δ s are congruent. Find the unknown lengths of the sides.



2. Select the correct answer from the given four alternative answers: Which one is not a case of congruency?

- (a)SSS (b) AAA (c) RHS (d) SAS



Section-B (Two Marks Each)

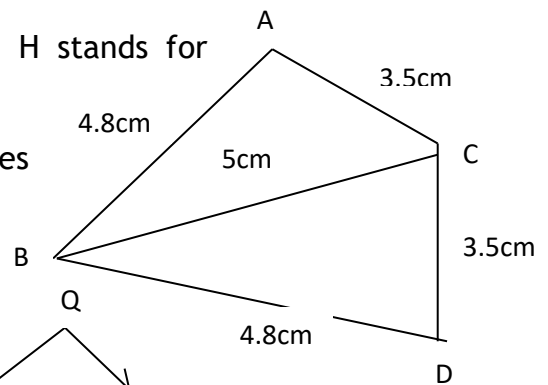
3. By using SSS congruence property state which are congruent and write the result in symbolic form:

4. Classify true or false statements:

- (a) If in ΔABC and ΔDEF , $\angle A = \angle E$, $\angle C = \angle D$ and $AB = EF$ then $\Delta ABC \approx \Delta DEF$.
 (b) Two line segment are congruent if their measures are equal.
 (c) If $\Delta ABC \approx \Delta PQR$, then $AB = PQ$, $BC = QR$ and $\angle C = \angle Q$.
 (d) In the RHS criterion for congruence of two triangles. H stands for hypotenuse.

Section-C (Three Marks Each)

5. In fig. lengths of equal sides are given is $\Delta ABC \approx \Delta DBC$? Does BC bisect $\angle ABD$? Give reasons in support of your answer.



Section-D (Four Each Marks)

6. In fig. equal sides and angles have been marked by the same signs. Show that $\Delta PQR \approx \Delta PSR$ and hence find the angles equal to $\angle PQR$ and $\angle PRS$.

